




INTERIOR LAMPS & SCENE LIGHTS

www.ledautolamps-uk.com

LED
autolamps®



Contact Us:

Tel: +44 (0)121 313 2222

Fax: +44 (0)121 313 2272

Email: sales@ledautolamps-uk.com

Trading hours: Mon–Fri, 8:30–17:00 (UK)

LED Autolamps Europe LLP
Unit 8J, Maybrook Business Park
Minworth, Sutton Coldfield
B76 1AL, United Kingdom


COMPLETE VEHICLE LIGHTING SOLUTIONS



**REAR LAMPS &
MARKER LAMPS**



WORK LAMPS



**EMERGENCY &
WARNING LIGHTING**



**CABLE HARNESS
SYSTEMS**

We are proud to offer the most comprehensive range of LED vehicle lighting in Europe. Suitable for all types of heavy-duty and commercial vehicles and equipment.

Completed by our ranges of Rear Lamps and Markers, Work Lamps, Emergency and Warning Lighting, and Cable Harness Systems – LED Autolamps offers a single source supply for all your CV lighting needs.

**CONTACT US FOR INFORMATION ON
OUR OTHER LED LIGHTING RANGES**

As further testimony to our commitment in achieving excellence across all aspects of the business, LED Autolamps are certified to ISO9001:2008, the internationally recognised Quality Management Standard.

This is our guarantee to you of exceptional customer service, unrivalled technical expertise and dedicated after sales care.



www.ledautolamps-uk.com

“ LED AUTOLAMPS IS A LEADING MANUFACTURER OF AN EXTENSIVE RANGE OF EUROPEAN CERTIFIED COMMERCIAL VEHICLE LED LIGHTING SOLUTIONS ”

The company's commitment to research, development and innovative product design has firmly placed LED Autolamps as one of the industry's fastest growing companies specialising in LED commercial vehicle lighting.

Designed to serve the interior lighting needs of all types of commercial and specialist vehicles, our comprehensive LED interiors range offers 12V and 24V versatility – ranging from single LED pilot lights to 121 LED strip lamps – manufactured to the ultra high quality standards expected from all LED Autolamps products.



“ DELIVERING EXCELLENCE THROUGHOUT EUROPE ”

NEW 40 SERIES INTERIOR STRIP LAMPS



Touch sensitive on/off switch

Featuring new touch sensitive technology, for increased ease of use – local on/off function perfect for utility vehicles, mobile workshops, cabs...

or



Optional direct current connection

Bypass the local switch to connect the lamps into the vehicle's main lighting circuit



Built for durability

Made from a solid extrusion of electro-coated aluminium, these durable strip lamps are ideal for tough working environments



High Brightness

High powered LEDs offer illumination of up to 800 effective lumens, with a cool white output of 6500 Kelvin



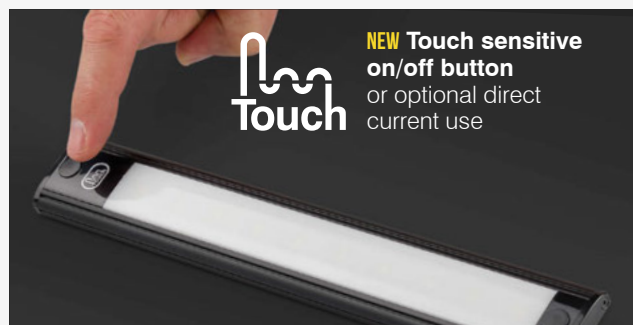

Black, silver, graphite grey...

A choice of three housing colours allows for a greater level of design integration with your vehicle interior



40 SERIES**BLACK ALUMINIUM INTERIOR STRIP LAMPS****NEW****Voltage Range:** 12V or 24V**Warranty:** 3 years

- Cool white light output; 6500 Kelvin
- Surface mounted
- Opaque lens
- Solid electro-coated aluminium housing with a tough polycarbonate lens and ABS end caps
- Low profile – only 11mm

**BLACK ALUMINIUM INTERIOR STRIP LAMP WITH TOUCH SENSITIVE ON/OFF SWITCH****40260** 12V**40260-24** 24V

Overall size: 260 x 40 x 11mm Lumens: 350lm (raw), 280lm (effective) Current Draw (13.8V / 28V): 0.48A / 0.25A LED Qty: 10

40410 12V**40410-24** 24V

Overall size: 410 x 40 x 11mm Lumens: 700lm (raw), 500lm (effective) Current Draw (13.8V / 28V): 0.92A / 0.46A LED Qty: 20

40770 12V**40770-24** 24V

Overall size: 770 x 40 x 11mm Lumens: 1400lm (raw), 800lm (effective) Current Draw (13.8V / 28V): 1.4A / 0.7A LED Qty: 40

BLACK ALUMINIUM INTERIOR STRIP LAMP DIRECT CURRENT ONLY**40310** 12V**40310-24** 24V

Overall size: 310 x 40 x 11mm Lumens: 490lm (raw), 380lm (effective) Current Draw (13.8V / 28V): 0.59A / 0.3A LED Qty: 14

40660 12V**40660-24** 24V

Overall size: 600 x 40 x 11mm Lumens: 1050lm (raw), 625lm (effective) Current Draw (13.8V / 28V): 1.11A / 0.6A LED Qty: 30



SILVER ALUMINIUM INTERIOR STRIP LAMPS

NEW

Voltage Range: 12V or 24V**Warranty:** 3 years

- Cool white light output; 6500 Kelvin
- Surface mounted
- Opaque lens
- Solid electro-coated aluminium housing with a tough polycarbonate lens and ABS end caps
- Low profile – only 11mm



SILVER ALUMINIUM INTERIOR STRIP LAMP WITH TOUCH SENSITIVE ON/OFF SWITCH

**40260S** 12V**40260S-24** 24V

Overall size: 260 x 40 x 11mm Lumens: 350lm (raw), 280lm (effective) Current Draw (13.8V / 28V): 0.48A / 0.25A LED Qty: 10

40410S 12V**40410S-24** 24V

Overall size: 410 x 40 x 11mm Lumens: 700lm (raw), 500lm (effective) Current Draw (13.8V / 28V): 0.92A / 0.46A LED Qty: 20

40770S 12V**40770S-24** 24V

Overall size: 770 x 40 x 11mm Lumens: 1400lm (raw), 800lm (effective) Current Draw (13.8V / 28V): 1.4A / 0.7A LED Qty: 40

SILVER ALUMINIUM INTERIOR STRIP LAMP DIRECT CURRENT ONLY

**40310S** 12V**40310S-24** 24V

Overall size: 310 x 40 x 11mm Lumens: 490lm (raw), 380lm (effective) Current Draw (13.8V / 28V): 0.59A / 0.3A LED Qty: 14

40660S 12V**40660S-24** 24V

Overall size: 600 x 40 x 11mm Lumens: 1050lm (raw), 625lm (effective) Current Draw (13.8V / 28V): 1.11A / 0.6A LED Qty: 30



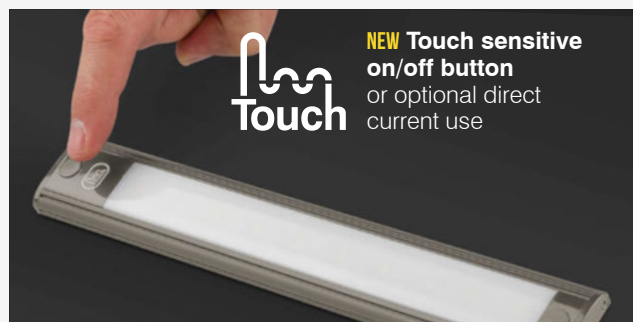
40 SERIES

GRAPHITE GREY ALUMINIUM INTERIOR STRIP LAMPS


NEW

Voltage Range: 12V or 24V**Warranty:** 3 years

- Cool white light output; 6500 Kelvin
- Surface mounted
- Opaque lens
- Solid electro-coated aluminium housing with a tough polycarbonate lens and ABS end caps
- Low profile – only 11mm




GRAPHITE GREY ALUMINIUM INTERIOR STRIP LAMP WITH TOUCH SENSITIVE ON/OFF SWITCH

40260G 12V**40260G-24** 24V

Overall size: 260 x 40 x 11mm Lumens: 350lm (raw), 280lm (effective) Current Draw (13.8V / 28V): 0.48A / 0.25A LED Qty: 10

40410G 12V**40410G-24** 24V

Overall size: 410 x 40 x 11mm Lumens: 700lm (raw), 500lm (effective) Current Draw (13.8V / 28V): 0.92A / 0.46A LED Qty: 20

40770G 12V**40770G-24** 24V

Overall size: 770 x 40 x 11mm Lumens: 1400lm (raw), 800lm (effective) Current Draw (13.8V / 28V): 1.4A / 0.7A LED Qty: 40

GRAPHITE GREY ALUMINIUM INTERIOR STRIP LAMP DIRECT CURRENT ONLY

40310G 12V**40310G-24** 24V

Overall size: 310 x 40 x 11mm Lumens: 490lm (raw), 380lm (effective) Current Draw (13.8V / 28V): 0.59A / 0.3A LED Qty: 14

40660G 12V**40660G-24** 24V

Overall size: 600 x 40 x 11mm Lumens: 1050lm (raw), 625lm (effective) Current Draw (13.8V / 28V): 1.11A / 0.6A LED Qty: 30



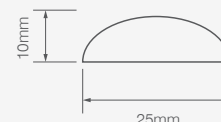

WHITE INTERIOR STRIP LAMPS CLEAR LENS

Voltage Range: 12V or 24V

Warranty: 3 years

- Cool white light output
- Surface mounted
- Clear lens with white end caps
- Low-profile depth of just 10mm
- Replacement end caps available;

White: **10WB**, Chrome: **10CB**



WHITE INTERIOR STRIP LAMPS CLEAR LENS

1016-12 12V

1016-24 24V



Overall size: 100 x 25 x 10mm Lumens: 46lm (effective) Current Draw (13.8V / 28V): 0.11A / 0.05A LED Qty: 16

1031-12 12V

1031-24 24V



Overall size: 150 x 25 x 10mm Lumens: 90lm (effective) Current Draw (13.8V / 28V): 0.17A / 0.07A LED Qty: 31

1061-12 12V

1061-24 24V



Overall size: 300 x 25 x 10mm Lumens: 340lm (effective) Current Draw (13.8V / 28V): 0.31A / 0.17A LED Qty: 61

10121-12 12V

10121-24 24V



Overall size: 600 x 25 x 10mm Lumens: 670lm (effective) Current Draw (13.8V / 28V): 0.58A / 0.31A LED Qty: 121

WHITE INTERIOR STRIP LAMPS CLEAR LENS WITH ON/OFF SWITCH

NEW

1061-12SW 12V

1061-24SW 24V



Overall size: 300 x 25 x 10mm Lumens: 340lm (effective) Current Draw (13.8V / 28V): 0.31A / 0.17A LED Qty: 61


10121-12SW 12V

10121-24SW 24V




Overall size: 600 x 25 x 10mm Lumens: 670lm (effective) Current Draw (13.8V / 28V): 0.58A / 0.31A LED Qty: 121

on/off
push
button



10 SERIES**CHROME INTERIOR STRIP LAMPS OPAQUE LENS****Voltage Range:** 12V or 24V**Warranty:** 3 years

- Cool white light output
- Surface mounted
- Opaque lens with chrome end caps
- Low-profile depth of just 10mm
- Replacement end caps available;

White: **10WB**, Chrome: **10CB****CHROME INTERIOR STRIP LAMPS OPAQUE LENS****1016-12 OPAQUE** 12V**1016-24 OPAQUE** 24V

Overall size: 100 x 25 x 10mm Lumens: 46lm (effective) Current Draw (13.8V / 28V): 0.11A / 0.05A LED Qty: 16

1031-12 OPAQUE 12V**1031-24 OPAQUE** 24V

Overall size: 150 x 25 x 10mm Lumens: 90lm (effective) Current Draw (13.8V / 28V): 0.17A / 0.07A LED Qty: 31

1061-12 OPAQUE 12V**1061-24 OPAQUE** 24V


Overall size: 300 x 25 x 10mm Lumens: 340lm (effective) Current Draw (13.8V / 28V): 0.31A / 0.17A LED Qty: 61

10121-12 OPAQUE 12V**10121-24 OPAQUE** 24V

Overall size: 600 x 25 x 10mm Lumens: 670lm (effective) Current Draw (13.8V / 28V): 0.58A / 0.31A LED Qty: 121

Super low profile

Designed with an edge-to-edge curved lens and discreet end caps – these super slim strip lamps offer a huge amount of illumination and are ideal for many interior applications

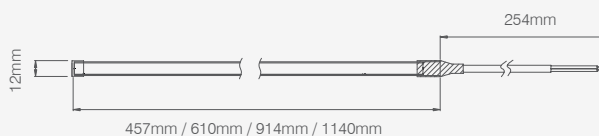


FSL SERIES


FLEXIBLE INTERIOR STRIP LAMP

NEW**Voltage Range:** 12V only**Warranty:** 2 years


- Cool white light output
- Highly flexible clear PVC lens
- Black PCB
- Easy mounting with 3M™ adhesive backing tape
- Low profile 5mm depth
- Fully waterproof – IP67 ingress protection

**FSL457W**

Overall size: 457mm x 12mm x 5mm Lumens: 314lm (effective) Current Draw (13.8V): 0.6A LED Qty: 27

FSL610W

Overall size: 610mm x 12mm x 5mm Lumens: 418lm (effective) Current Draw (13.8V): 0.85A LED Qty: 36

FSL914W

Overall size: 914mm x 12mm x 5mm Lumens: 627lm (effective) Current Draw (13.8V): 1.25A LED Qty: 54

FSL1140W

Overall size: 1140mm x 12mm x 5mm Lumens: 800lm (effective) Current Draw (13.8V): 1.45A LED Qty: 69



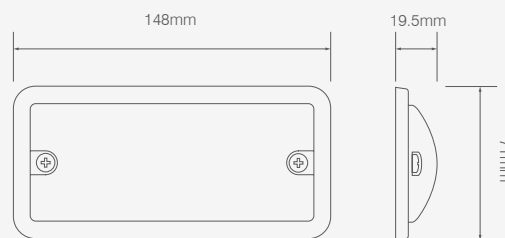
148 SERIES

RECTANGULAR INTERIOR LAMPS


Voltage Range: 12V or 24V

Warranty: 3 years

- Rectangular surface mount lamp
- Dome shaped lens
- 120° light spread
- Lumens: 675lm raw, 185lm effective
- Low current draw
- Choice of housing colours



Overall Size: 148 x 71 x 19.5mm Cable Length: 200mm
Current Draw (13.8V / 28V): 0.17A / 0.08A



WHITE HOUSING

148WW12 12V LED Qty: 15

148WW24 24V LED Qty: 14



GREY HOUSING

148GW12 12V LED Qty: 15

148GW24 24V LED Qty: 14



BLACK HOUSING

148BW12 12V LED Qty: 15

148BW24 24V LED Qty: 14

Domed lens

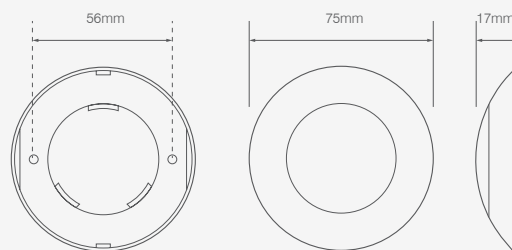
curved lens shape producing
a light spread of 120°



Surface mounted
simple surface fixing with
two screws (included)

7524 & 7530 SERIES**75MM ROUND INTERIOR LAMPS****Voltage Range:** 12V or 24V**Warranty:** 3 years

- Cool white light output
- Available in a choice of bezel colours
- Attractive domed design
- Opaque lens version available
- **7524** Lumens: 96lm raw, 75lm effective
- **7530** Lumens: 120lm raw, 90lm effective



Overall Size: Ø75 x 17mm Cable Length: 400mm
 Current Draw (13.8V / 28V): 0.24A / 0.13A

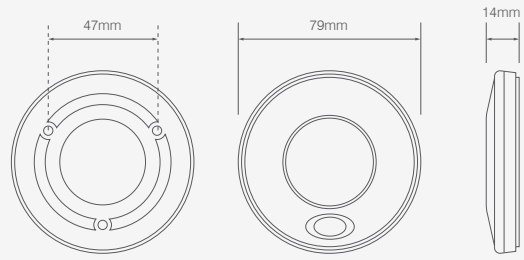
**CLEAR LENS WHITE BEZEL****7524W** 12V LED Qty: 24**7530W** 24V LED Qty: 30**CLEAR LENS CHROME BEZEL****7524C** 12V LED Qty: 24**7530C** 24V LED Qty: 30**CLEAR LENS GOLD BEZEL****7524G** 12V LED Qty: 24**7530G** 24V LED Qty: 30**OPAQUE LENS CHROME BEZEL****7524 OPAQUE** 12V LED Qty: 24**7530 OPAQUE** 24V LED Qty: 30**High brightness**

cool white light output
 with 70° light spread




Voltage Range: 12V or 24V**Warranty:** 2 years

- Warm white light output
- On/off push button, illuminated red for 'night-time' use
- Available in a choice of bezel colours
- low-profile, surface mounted design
- **12V** Lumens: 240lm raw, 70lm effective
- **24V** Lumens: 280lm raw, 82lm effective



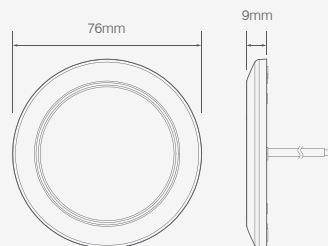
Overall Size: Ø79 x 14mm Cable Length: 400mm
Current Draw (13.8V / 28V): 0.09A / 0.04A

**CLEAR LENS WHITE BEZEL****79WWR12** 12V LED Qty: 6**79WWR24** 24V LED Qty: 7**CLEAR LENS CHROME BEZEL****79CWR12** 12V LED Qty: 6**79CWR24** 24V LED Qty: 7**CLEAR LENS BLACK BEZEL****79BWR12** 12V LED Qty: 6**79BWR24** 24V LED Qty: 7**CLEAR LENS SILVER BEZEL****79SWR12** 12V LED Qty: 6**79SWR24** 24V LED Qty: 7**CLEAR LENS GOLD BEZEL****79GWR12** 12V LED Qty: 6**79GWR24** 24V LED Qty: 7

7515 SERIES LOW PROFILE ROUND INTERIOR LAMPS

NEW**Voltage Range:** 12V only**Warranty:** 3 years

- Low profile – only 9mm
- LED Qty: 15
- Available with a choice of white or chrome bezel
- Light output: cool; 6500 Kelvin, warm; 3000 Kelvin
- Lumens, cool white: 230lm raw, 180lm effective
- Lumens, warm white: 220lm raw, 170lm effective



Overall Size: Ø76 x 9mm Cable Length: 200mm
Current Draw (13.8V): 0.27A

**WHITE BEZEL****7515W** Cool White**7515W-WW** Warm White**CHROME BEZEL****7515C** Cool White**7515C-WW** Warm White**Super low profile**

These discreet surface mounted interior lamps protrude only 9mm from the vehicle body

**Cool or warm**

Each lamp contains 15x high-brightness LEDs, with a choice of cool white or warm white light output

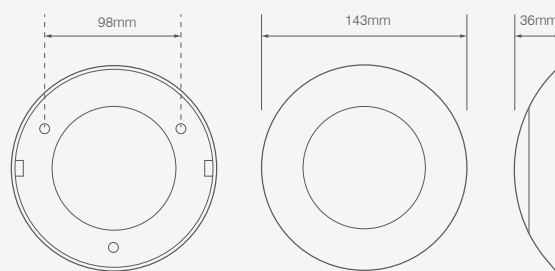
143 SERIES

LARGE ROUND INTERIOR LAMPS

Voltage Range: 12V or 24V

Warranty: 3 years

- Cool white light output
- LED Qty: 120
- Available in a choice of bezel colours
- Available with or without on/door/off switch
- Lumens: 480lm raw, 380lm effective
- Low current draw



Overall Size: Ø143 x 36mm Cable Length: 400mm
Current Draw (13.8V / 28V): 0.44A / 0.28A



WHITE BEZEL

WITH ON/DOOR/OFF SWITCH

143ILW12 12V

143ILW24 24V

CHROME BEZEL

WITH ON/DOOR/OFF SWITCH

143ILC12 12V

143ILC24 24V

GOLD BEZEL

WITH ON/DOOR/OFF SWITCH

143ILG12 12V

143ILG24 24V

BLACK BEZEL

WITH ON/DOOR/OFF SWITCH

143ILB12 12V

143ILB24 24V



WHITE BEZEL

143120W12 12V

143120W24 24V

CHROME BEZEL

143120C12 12V

143120C24 24V

GOLD BEZEL

143120G12 12V

143120G24 24V

BLACK BEZEL

143120B12 12V

143120B24 24V

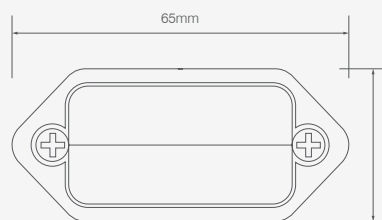
6505 SERIES

COLOURED STEP / COURTESY LAMPS

Voltage Range: 12/24V multivolt

Warranty: 3 years

- Choice of coloured lens/light outputs
- LED Qty: 5
- Durable steel housing
- Shock, water & dust proof – IP67
- Surface mounted
- Replacement black housing available; **6505B**



Overall Size: 65 x 30 x 24mm Cable Length: 300mm
Current Draw (13.8V / 28V): 0.03 / 0.04A



WHITE
6505WM



SOFT WHITE / IVORY
6505IM



GREEN
6505GM



BLUE
6505BM



RED
6505RM

6434 SERIES

COURTESY LAMPS

Voltage Range: 12/24V multivolt

Warranty: 5 years

- White light output
- LED Qty: 3
- Surface mounted
- Available with a choice of black or chrome steel housing
- IP67 ingress protection



WHITE WITH BLACK HOUSING
6434BWM



WHITE WITH CHROME HOUSING
6434CWM

Overall Size: 65 x 30 x 24mm Cable Length: 140mm Current Draw (13.8V / 28V): 0.02 / 0.03A

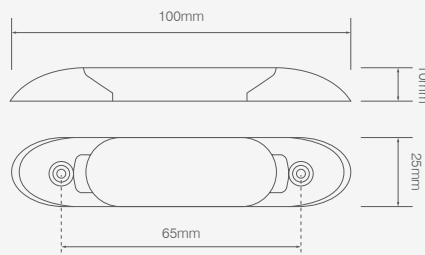
68 SERIES COLOURED STEP / COURTESY LAMPS

13

Voltage Range: 12V only

Warranty: 3 years

- Choice of coloured lens/light outputs
 - LED Qty: 16
 - Discreet low profile design – only 10mm
 - Comes with chrome end caps
 - Replacement end caps available;
- White: **10WB**, Chrome: **10CB**




Overall Size: 100 x 25 x 10mm Cable Length: 200mm
Current Draw (13.8V): 0.58A




WHITE

68W




SOFT WHITE / IVORY

68I




GREEN

68G




BLUE

68B



RED

68R



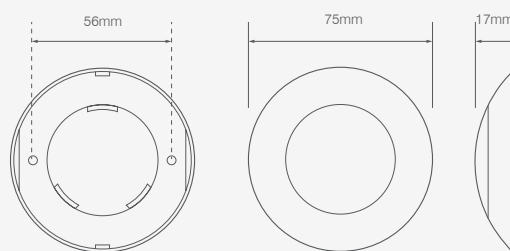
COLOURED STEP / COURTESY LAMPS – 68 SERIES

75 SERIES COLOURED INTERIOR LAMPS

Voltage Range: 12V only

Warranty: 3 years

- Choice of coloured lens/light outputs
 - LED Qty: 4
 - Surface mounted – attractive domed design
 - IP67 ingress protection – interior or exterior use
 - Replacement bezels available;
- White: **75W**, Chrome: **75C**, Gold: **75G**



Overall Size: Ø75 x 17mm Cable Length: 400mm
Current Draw (13.8V): 0.06A



**SOFT WHITE / IVORY LENS
CHROME BEZEL**

75CLI



GREEN LENS CHROME BEZEL

75CLG



BLUE LENS CHROME BEZEL

75CLB



RED LENS CHROME BEZEL

75CLR

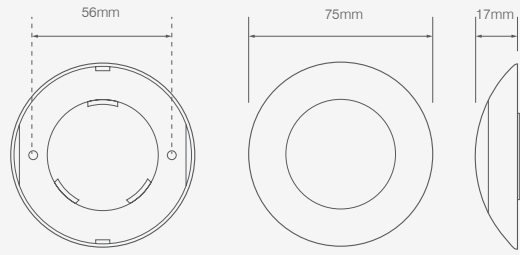
7524 SERIES

COLOURED INTERIOR LAMPS

Voltage Range: 12V only

Warranty: 3 years

- Choice of coloured light outputs
 - LED Qty: 24
 - Surface mounted – attractive domed design
 - Low current draw
 - Replacement bezels available;
- White: **75W**, Chrome: **75C**, Gold: **75G**



Overall Size: Ø75 x 17mm Cable Length: 400mm
Current Draw (13.8V / 28V): Blue: 0.2A, Red: 0.15A



DUAL-COLOUR* BLUE & WHITE LED
7524WB



DUAL-COLOUR* RED & WHITE LED
7524WR



RED LED ROUND LAMP
7524RW White Bezel
7524RC Chrome Bezel

**Dual-colours illuminate simultaneously*

10 SERIES

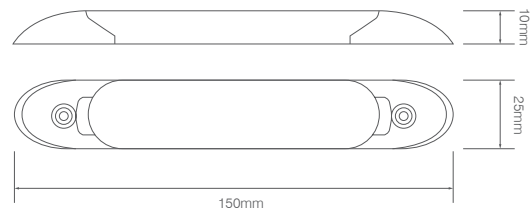
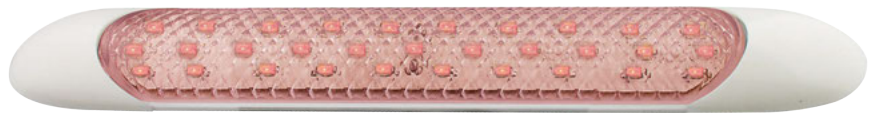
RED STRIP LAMP

Voltage Range: 12V only

Warranty: 3 years

- Red light output
 - LED Qty: 31
 - Comes with white end caps
 - Low-profile depth of just 10mm
 - Replacement end caps available;
- White: **10WB**, Chrome: **10CB**

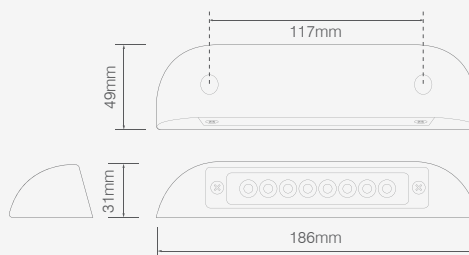
RED STRIP LAMP
1031R12



Overall Size: 150 x 25 x 10mm Cable Length: 100mm
Current Draw (13.8V): 0.17A

186 SERIES**DOOR ENTRY SCENE LAMPS****Voltage Range:** 12V only**Warranty:** 3 years

- Choice of warm (3000K) or cool (6000K) white light output
- LED Qty: 8
- 120° light spread
- Interior or exterior use – IP67 ingress protection
- Lumens, cool white: 240lm raw, 180lm effective
- Lumens, warm white: 210lm raw, 160lm effective



Overall Size: 186 x 49 x 31mm Cable Length: 400mm
Current Draw (13.8V): 0.22A

DOOR ENTRY SCENE LAMP WARM WHITE**186WW****DOOR ENTRY SCENE LAMP COOL WHITE****186WC**

Sleek and compact design
Ideal for caravans, motorhomes, horseboxes...

380 SERIES DOOR ENTRY SCENE LAMPS

17

Voltage Range: 12V or 24V

Warranty: 5 years

- Housing and lamp sold separately
- LED Qty: 18
- Cool white light output
- Interior or exterior use
- Lumens: 90lm raw, 70lm effective
- IP67 ingress protection



Overall Size: 430 x 35 x 35mm Cable Length: 400mm
Current Draw (13.8V / 28V): 0.14A / 0.09A

WHITE ILLUMINATION SCENE LAMP Lamp module only (housing sold separately)

380W12 12V

380W24 24V



DOOR ENTRY SCENE LAMP HOUSING — WHITE Housing only (lamp module sold separately)

380ELWB



DOOR ENTRY SCENE LAMP HOUSING — CHROME Housing only (lamp module sold separately)

380ELCB

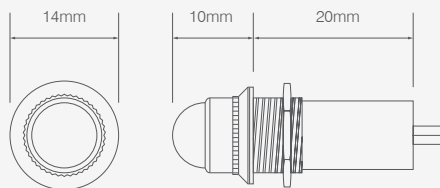


PL SERIES PILOT LIGHTS

Voltage Range: 12V or 24V

Warranty: 5 years

- Bright LED status lights for dashboards and control panels
- LED Qty: 1
- Available in a range of colours
- Stainless steel housing
- Comes with 400mm hard-wired cable



Overall Size: Ø15 x 30mm, Cut Out Size: Ø12mm

Cable Length: 400mm

Current Draw (13.8V / 28V): 0.01A / 0.01A



WHITE

PLW12 12V

PLW24 24V



AMBER

PLA12 12V

PLA24 24V



RED

PLR12 12V

PLR24 24V



GREEN

PLG12 12V


PLG24 24V



BLUE

PLB12 12V

PLB24 24V



actual size

SUPPORTING OUR DISTRIBUTION NETWORK

- ✓ Most Comprehensive Range of LED Lighting in Europe
- ✓ Unique and Exclusive Range of Products – Designed and Manufactured by LED Autolamps
- ✓ Extended Warranties on all Lamps
- ✓ Fully ECE Approved
- ✓ Huge Stock Levels at all Times
- ✓ ISO9001:2008 Certified
- ✓ Technical Support on Hand From UK Head Office
- ✓ Free Product Training for Supporting Stockists



✓ Free Retail Support Material Available

We offer a range of marketing material free to supporting distributors, allowing for increased product awareness for *your* customers

This includes:

- freestanding retail display stands
- working display units
- counter top merchandiser boxes
- full range of catalogues, brochures and flyers
- counter top leaflet dispensers
- exterior and interior signage
- posters and stickers
- counter mats and notepads
- give-aways; pens, hats, air fresheners, bags...

Plus more...

Contact us for more information:

Tel: +44 (0)121 313 2222

Email: enquiries@ledautolamps-uk.com



Stockist

LED Autolamps Europe LLP
Unit 8J, Maybrook Business Park
Minworth, Sutton Coldfield
B76 1AL, United Kingdom

T +44 (0)121 313 2222
F +44 (0)121 313 2272
E enquiries@ledautolamps-uk.com
W www.ledautolamps-uk.com